

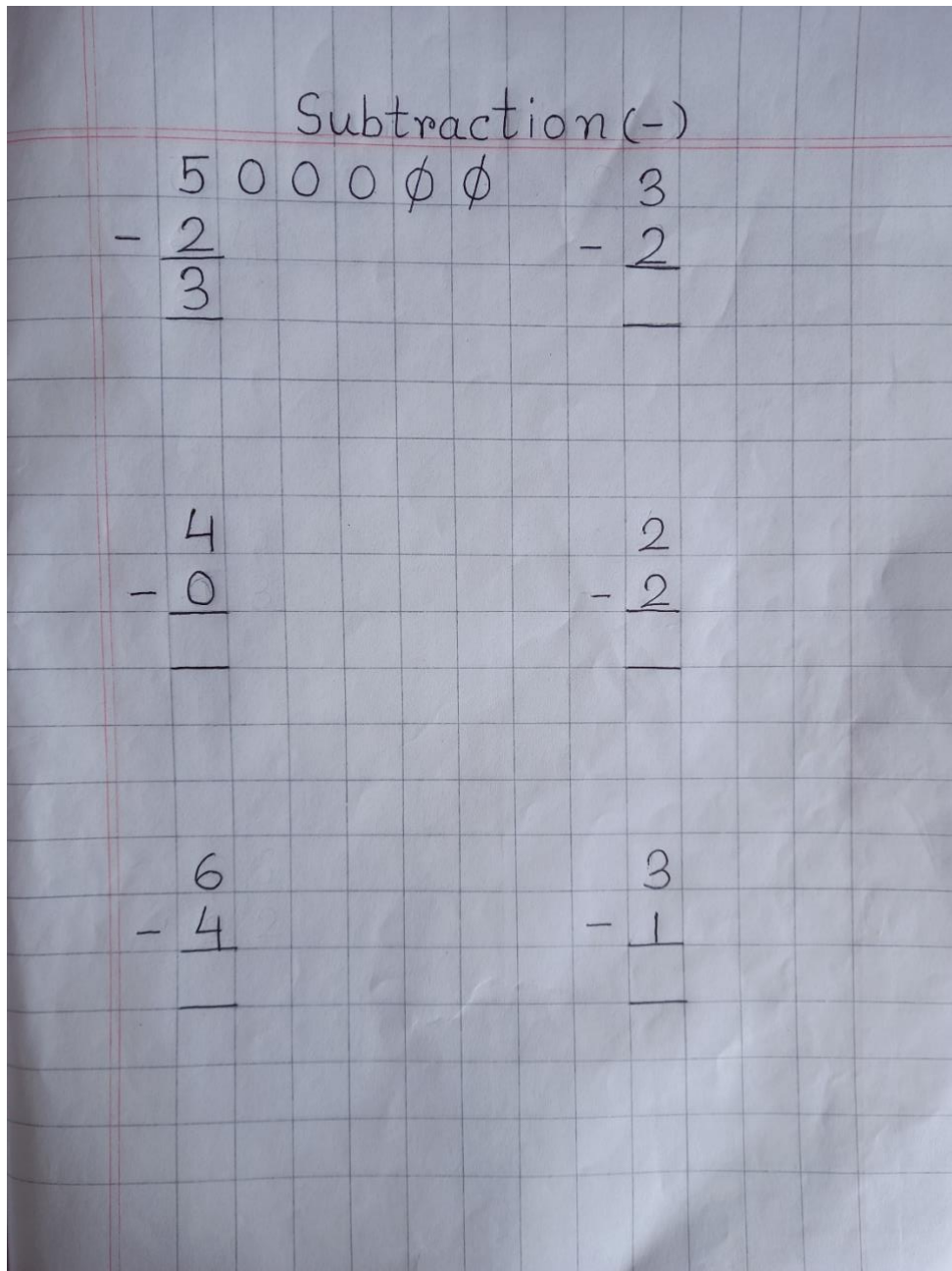


CLASS: LOWER KG
DATE: 12.02.2021

WORKSHEET: 65
SUBJECT: MATHEMATICS

TIME LIMIT: 30MINS


I. SUBTRACTION:





II. COUNT THE PICTURES, WRITE THE NUMBERS AND SUBTRACT 0
IN YOUR (Learning Link Maths Book – level B) IN (PAGE NO. 43):-

Count the pictures, write the numbers
and subtract 0:

**ACTIVITY
TIME**


$$\square - \square = \square$$


$$\square - \square = \square$$


$$\square - \square = \square$$


Note to teacher:


Explain the concept of subtracting '0' to a number by given examples.


III. **COUNT THE PICTURES, TAKE AWAY AND WRITE THE ANSWER IN THE BOX IN YOUR (*Learning Link Maths Book – level B*) IN (PAGE NO. 45):-**


Count the pictures, take away and write the answer in the box.

ACTIVITY TIME









Note to teacher:
Explain the concept of subtraction of '1' from a number by given examples.

45

PLEASE CLICK ON THE LINK FOR THE VIDEO:

<https://youtu.be/FZp8NVFosuM>

Note for parents:-

Copy **QUESTION NO. I** in the **checked line notebook 2** and then let your child solve it under your supervision. Also assist your child to do **QUESTION NO. II** and **QUESTION NO. III** in the book mentioned above with the date written at the top of the page.