



CLASS: NURSERY  
WORKSHEET: 66

DATE: 1/9/20  
TIME: 30MINS

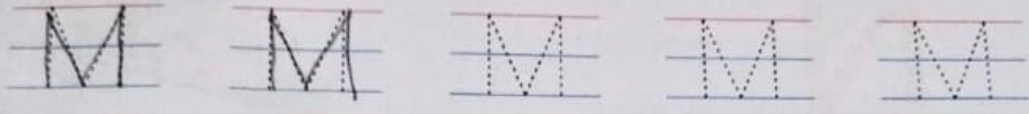
**SUBJECT: ENGLISH**  
**TOPIC: LETTER M, N&O**

W.

W.  DATE \_\_\_\_/\_\_\_\_/\_\_\_\_

28

★  😊  😐  😞



Write the first letter of each picture.



\_\_\_\_\_

\_\_\_\_\_

\_\_\_\_\_



\_\_\_\_\_

\_\_\_\_\_

\_\_\_\_\_




\_\_\_\_\_

\_\_\_\_\_

\_\_\_\_\_

COLOUR ME



C. W.

H. W.

DATE ...../...../.....



CAPITAL LINE  
WAIST LINE  
BASE LINE  
TAIL LINE




**NEST**



Handwriting practice section with five columns of lines. Each column contains a solid uppercase 'N', a dotted uppercase 'N' for tracing, and several blank lines for independent practice.

DATE ..... / ..... / .....



Handwriting practice for the letter 'N'. The first row contains five 'N's: a solid black one, a dashed one, and three dotted ones. Below each 'N' are four sets of handwriting lines (top and bottom red lines, middle blue line).

Write the first letter of each picture.



\_\_\_\_\_

\_\_\_\_\_

\_\_\_\_\_

\_\_\_\_\_

\_\_\_\_\_

\_\_\_\_\_

\_\_\_\_\_

\_\_\_\_\_

\_\_\_\_\_

COLOUR ME

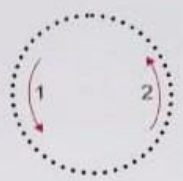



C. W.


H. W.

DATE ...../...../.....







DATE \_\_\_\_/\_\_\_\_/\_\_\_\_





ARROT

Write the first letter of each picture.



\_\_\_\_\_

\_\_\_\_\_


\_\_\_\_\_



\_\_\_\_\_

\_\_\_\_\_

\_\_\_\_\_



\_\_\_\_\_

\_\_\_\_\_

\_\_\_\_\_

COLOUR ME



C. W.

H. W.       DATE \_\_\_\_/\_\_\_\_/\_\_\_\_

33

★ 
😊 
😞

NOTE FOR PARENTS:

PLEASE ASSIST YOUR CHILD IN COMPLETING THE GIVEN WORK WITH THE HELP OF A PENCIL.

CLICK ON THE LINK FOR VIDEO:- <https://youtu.be/W07mo9U5heU>