



CLASS: NURSERY  
WORKSHEET: 45

DATE: 18/8/20  
TIME: 30MINS

**SUBJECT: ENGLISH**  
**TOPIC: LETTER G, H & I**

CAPITAL LINE  
WAIST LINE  
BASE LINE  
TAIL LINE

GUAVA

C. W.   
I. W.  DATE \_\_\_/\_\_\_/\_\_\_

16

★  😊  😞

G G G G G

Blank handwriting lines for practice.

Write the first letter of each picture.



Blank handwriting lines for writing the first letter of each picture.

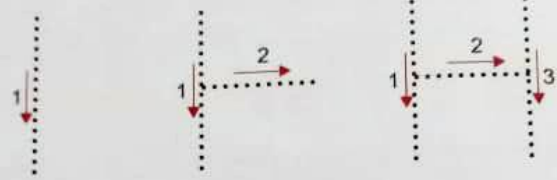

COLOUR ME



C. W.

H. W.

DATE .....




Handwriting practice area consisting of five columns of lines. Each column has a grid of four lines (Capital, Waist, Base, Tail) at the top. Below the grid are several rows of lines for writing practice. The first row in each column contains a solid black letter 'H'. The second row contains a dashed 'H' for tracing. The remaining rows are blank for independent practice.

C. W.   
 H. W.

DATE ...../...../.....





Write the first letter of each picture.



\_\_\_\_\_  
\_\_\_\_\_  
\_\_\_\_\_




\_\_\_\_\_  
\_\_\_\_\_  
\_\_\_\_\_



\_\_\_\_\_  
\_\_\_\_\_  
\_\_\_\_\_

COLOUR ME



C. W.

H. W.

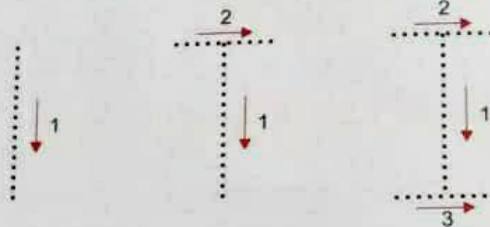
DATE \_\_\_/\_\_\_/\_\_\_



CAPITAL LINE  
WAIST LINE  
BASE LINE  
TAIL LINE



IGLOO



Handwriting practice section with five columns of lines. Each column contains two rows of letters: the first row has solid black letters and the second row has dashed letters for tracing. The letters are 'I' and 'i'. Below these are several rows of empty handwriting lines for independent practice.


C. W.

H. W.

DATE \_\_\_\_/\_\_\_\_/\_\_\_\_







Write the first letter of each picture.



\_\_\_\_\_

\_\_\_\_\_

\_\_\_\_\_



\_\_\_\_\_

\_\_\_\_\_

\_\_\_\_\_

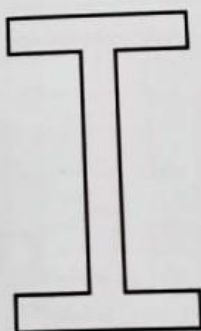


\_\_\_\_\_

\_\_\_\_\_

\_\_\_\_\_


COLOUR ME



C. W.

H. W.

DATE \_\_\_/\_\_\_/\_\_\_



NOTE FOR PARENTS:

PLEASE ASSIST YOUR CHILD IN COMPLETING THE GIVEN WORK WITH THE HELP OF A PENCIL.

CLICK ON THE LINK FOR VIDEO: <https://youtu.be/Ug-cHNA7jJo>