



CLASS: LOWER KG

WORKSHEET: 29


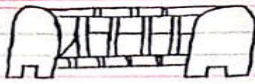




DATE: 26.08.2020

SUBJECT: ENGLISH

TIME LIMIT: 30MINS

**TOPIC : NAME THE PICTURE ('o' SOUND WORDS)**

**I. LEARN AND PRACTICE WRITING THE SPELLINGS:**

|  |  |  |
|--|--|--|
| <br>dot | <br>cot | <br>hot  |
| <br>pot | <br>boy | <br>toy |

II. MATCH THE RHYMING PICTURE (ENGLISH ACTIVITY BOOK 'B') IN PAGE NO - 14 (only which are tick marked):

Match the rhyming picture.

|   |   |   |
|---|---|---|
|    | • |    |
|    | • |    |
|   | • |    |
|  | • |  |
|  | • |  |
|  | • |  |








14 Date : \_\_\_\_\_



Grafalco Pre-School  
English Activity Book : B

Teacher is :  

III. **WRITE THE RHYMING WORD (ENGLISH ACTIVITY BOOK 'B') IN PAGE NO - 22**  
**(only which are tick marked):**

Write the rhyming word.

|       |  |   |
|-------|--|---|
| let   | <input type="text"/><br><input type="text"/> |    |
| keg   | <input type="text"/><br><input type="text"/> |    |
| fed   | <input type="text"/><br><input type="text"/> |    |
| ✓ den | <input type="text"/><br><input type="text"/> |    |
| met   | <input type="text"/><br><input type="text"/> |    |
| ✓ leg | <input type="text"/><br><input type="text"/> |   |
| ✓ pen | <input type="text"/><br><input type="text"/> |  |

22 Date : \_\_\_\_\_ Grafalco Pre-School English Activity Book : B Teacher is :   

**PLEASE CLICK ON THE LINK FOR THE VIDEO:**

<https://youtu.be/xpNahfLuefA>

**Note for Parents:-**

Copy the worksheet as shown in question no. 'I' along with the drawings (if any) using a pencil in a **four lined notebook** and then let your child solve it under your supervision and also assist your child to do **question no. 'II' and 'III'** using a pencil in the book mentioned above with the date at the top of the page.