



STEPPING STONE  
SCHOOL (HIGH)

# STEPPING STONE SCHOOL (HIGH)

Class : II

Sub : Drawing

Worksheet : 2

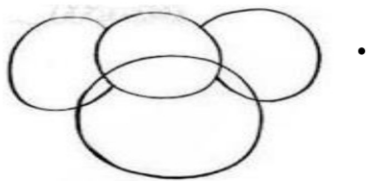
Topic : Appu

Date : 5.06.2020

Time limit : 30 minutes

Draw the Appu as per the following steps given below.


1.




Draw two circle, one big and the other small in the shape of 8. Now draw two more circles for the ears of our Appu as shown in the adjacent drawing.

2.

After drawing the body of the Appu now we shall draw two curved lines for its trunk.




3.



Now draw four rectangles as shown to draw the legs of our Appu.


4.

Add details such as the eyes, the tusks and the toenails to complete our drawing.



# WORKSHEET

Draw and color the Appu in a sheet of paper. Keep the worksheets date wise ready in a file to be submitted on the opening day.



-----X-----