

STEPPING STONE SCHOOL (HIGH)

Class : I

Sub : Drawing

Worksheet : 2


Topic : Mushroom

Date : 5.06.2020

Time limit : 30 minutes

Draw the Mushroom as per the following steps given below.

1.




Draw a semi circle and a line joining the ends of the semi circle to draw the head of the mushroom.

2.

Now draw the stem of the mushroom as shown in the drawing.






- 3.** Now draw a curved line at the lower surface of the mushroom to give it a 3D effect.

- 4.** Decorate the mushroom as per your choice to complete your drawing.



WORKSHEET

Draw and color the Mushroom in a sheet of paper. Keep the worksheets date wise ready in a file to be submitted on the opening day.



-----X-----