



CLASS: NURSERY
WORKSHEET: 83

DATE: 11/9/20
TIME: 30MINS

SUBJECT: ENGLISH
TOPIC: LETTER S, T&U

CAPITAL LINE
WAIST LINE
BASE LINE
TAIL LINE

SHIP

1
2

C. W.
H. W. DATE ___/___/___

40

★ 😊 😞

Handwriting practice section for the letter 'S'. It consists of five columns of four-line guides (top and bottom lines are orange, middle two are blue). Each column contains a dashed 'S' for tracing at the top, followed by three empty lines for independent practice.

Write the first letter of each picture.



Three horizontal lines (top and bottom are orange, middle is blue) for writing the first letter of 'strawberry'.




Three horizontal lines (top and bottom are orange, middle is blue) for writing the first letter of 'sun'.



Three horizontal lines (top and bottom are orange, middle is blue) for writing the first letter of 'sunflower'.

COLOUR ME





v.

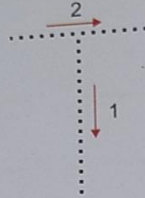

v.

DATE/...../.....





TRAIN



Handwriting practice area with five columns of four-line guides. Each column contains:

- Row 1: A solid uppercase letter 'T' for tracing.
- Row 2: A dotted uppercase letter 'T' for tracing.
- Row 3: A dotted uppercase letter 'T' for tracing.
- Row 4: A dotted uppercase letter 'T' for tracing.
- Row 5: A dotted uppercase letter 'T' for tracing.
- Row 6: A dotted uppercase letter 'T' for tracing.
- Row 7: A dotted uppercase letter 'T' for tracing.
- Row 8: A dotted uppercase letter 'T' for tracing.
- Row 9: A dotted uppercase letter 'T' for tracing.
- Row 10: A dotted uppercase letter 'T' for tracing.

W.

W.

DATE/...../.....



Handwriting practice lines for the letter 'T'. Each line set consists of a top red line, a middle blue line, and a bottom red line. The first line of each set contains a dashed 'T' for tracing. There are five such sets across the top of the page.

Write the first letter of each picture.



Handwriting practice lines for the word 'Tiger'.

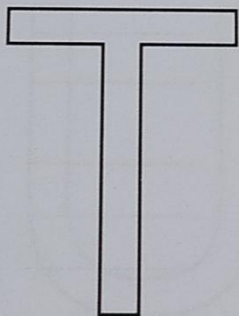


Handwriting practice lines for the word 'Tomato'.




Handwriting practice lines for the word 'Tree'.

COLOUR ME

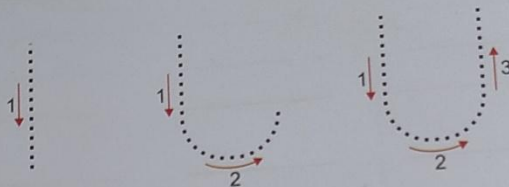


DATE/...../.....

★ 😊 😞




UMBRELLA






C. W.
H. W.

DATE ___/___/___

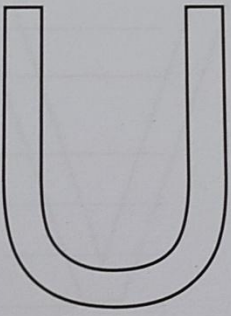


U U U U U

Write the first letter of each picture.




COLOUR ME



N.

V. DATE / /

45

NOTE FOR PARENTS:

PLEASE ASSIST YOUR CHILD IN COMPLETING THE GIVEN WORK WITH THE HELP OF A PENCIL.

CLICK ON THE FOR VIDEO: <https://youtu.be/2-Mi4S-Wolo>