



STEPPING STONE
SCHOOL

CLASS: NURSERY
WORKSHEET: 55

DATE: 25/8/20
TIME: 30MINS

SUBJECT: ENGLISH
TOPIC: J, K&L

CAPITAL LINE
WAIST LINE
BASE LINE
TAIL LINE

JUG

1
2

C. W.
H. W. DATE ___/___/___

22

★ 😊 😞

J J J J J


Write the first letter of each picture.








COLOUR ME



C. W.

H. W.

DATE ____/____/____

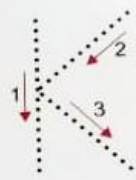


CAPITAL LINE
 WAIST LINE
 BASE LINE
 TAIL LINE

K



KANGAROO



K

K

K

K

K

K

K

K


K

K

C. W.

I. W.

DATE ____/____/____



K K K K K

Write the first letter of each picture.







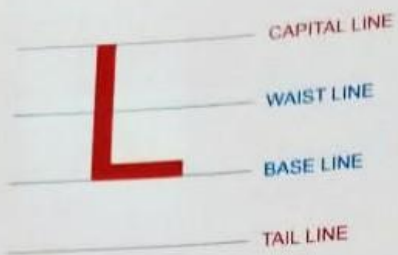
COLOUR ME



C. W.

H. W.

DATE ___/___/___



LION



C. W.
H. W. DATE ____/____/____



Handwritten signature or initials.

Handwriting practice sheet for the letter 'L'. The top section contains five columns of handwriting lines. The first two columns show the letter 'L' with numbered arrows indicating stroke order: 1 for the vertical line and 2 for the horizontal line. The next three columns show dashed 'L' for tracing. Below this is a section titled "Write the first letter of each picture." with three illustrations: a yellow padlock, a pink lotus flower, and a yellow lemon. Each illustration has three horizontal lines for writing. Below the pictures is a "COLOUR ME" section with a large outline of the letter 'L'. At the bottom left, there are checkboxes for "C. W." and "H. W.", and a "DATE" field. In the center bottom is a blue circle with the number "27". At the bottom right are icons for a star, a smiley face, and a frowny face, each with a checkbox.

NOTE FOR PARENTS:

PLEASE ASSIST YOUR CHILD IN COMPLETING THE GIVEN WORK WITH THE HELP OF A PENCIL.

CLICK ON THE LINK FOR VIDEO:-

<https://youtu.be/Ap0wR7tYtM8>