



CLASS : V

Subject: English

Date: 03-07-2020

Topic: Handwriting & Spellings

Time Limit: 1 Hour

Worksheet No. : 30

Good morning Little Gems !

A Very Good Morning to You All !

I hope you have completed the previous assignment in 'Handwriting and Spelling'.

Before you proceed with today's task, go through the instructions given below, thoroughly and carefully.

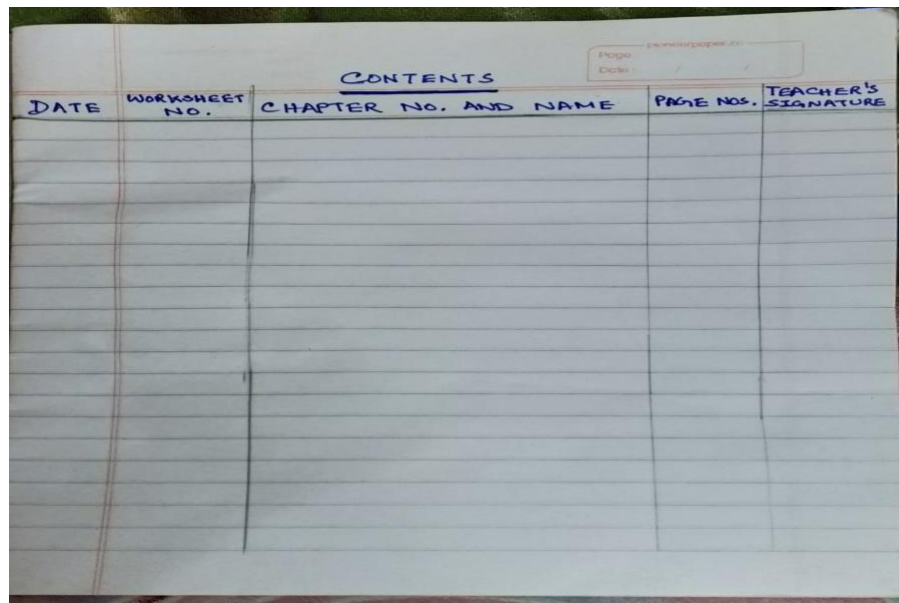
*Read the following passage aloud, maintaining proper pronunciation, expression and punctuation. Take the help of your parents, wherever necessary.

***You need to copy the passage given below in your Handwriting notebook. It is an extract from the second chapter of your Rapid Reader Book, 'The Blue Umbrella' by Ruskin Bond. Remember to write in Cursive.**

*** Note that your 'Handwriting' notebook will be single lined on both the sides.**

***The first page of the notebook should be kept blank on both the sides, which needs to be used as the Contents Page. It should have columns under the heads:- date, worksheet number, chapter number and chapter name and teacher's signature. Ensure neat and tidy work.**

Follow the exact pattern given below, for making the Contents Page :



The image shows a handwritten 'CONTENTS' page on a piece of lined paper. The title 'CONTENTS' is written in the center at the top. Below it, there is a table with five columns: 'DATE', 'WORKSHEET NO.', 'CHAPTER NO. AND NAME', 'PAGE NOS.', and 'TEACHER'S SIGNATURE'. The table is mostly empty, with only a few faint lines visible. In the top right corner, there are small boxes for 'Page' and 'Date'.

DATE	WORKSHEET NO.	CHAPTER NO. AND NAME	PAGE NOS.	TEACHER'S SIGNATURE

Following are the pictures of the pages wherefrom you need to write :-

The beginning sentence is: 'Binya didn't hesitate.....'(Page no. 22)

Binya didn't hesitate. She may have been timid with strangers, but she was at home on a hillside. She stuck her bare leg over the edge of the cliff and began climbing down. She kept her face to the hillside, feeling her way with her feet, only changing her handhold when she knew her feet were secure. Sometimes she held on to the thorny bilberry bushes, but she did not trust the other plants which came away very easily.

Loose stones rattled down the cliff. Once on their way, the stones did not stop until they reached the bottom of the hill; and they took other stones with them, so that there was soon a cascade of stones, and Binya had to be very careful not to start a landslide.

As agile as a mountain goat, she did not take more than five minutes to reach the crooked cherry tree. But the most difficult task remained—she had to crawl along the trunk of the tree, which stood out at right angles from the cliff. Only by doing this could she reach the trapped umbrella.

Binya felt no fear when climbing trees. She was proud of the fact that she could climb them as well as Bijju. Gripping the rough cherry bark with her toes,

and using her knees as leverage, she crawled along the trunk of the projecting tree until she was almost within reach of the umbrella. She noticed with dismay that the blue cloth was torn in a couple of places.

She looked down, and it was only then that she felt afraid. She was right over the chasm, balanced precariously about eighty feet above the boulder-strewn stream. Looking down, she felt quite dizzy. Her hands shook, and the tree shook too. If she slipped now, there was only one direction in which she could fall—down, down, into the depths of that dark and shadowy ravine.

There was only one thing to do; concentrate on the patch of blue just a couple of feet away from her.

She did not look down or up, but straight ahead, and willing herself forward, she managed to reach the umbrella.

She could not crawl back with it in her hands. So, after dislodging it from the forked branch in which it had stuck, she let it fall, still open, into the ravine below. Cushioned by the wind, the umbrella floated serenely downwards, landing in a thicket of nettles.

Binya crawled back along the trunk of the cherry tree.

Your Concluding sentence is: 'Binya crawled back along the trunk of the cherry tree'.

(Page no. 24)

With the completion of the above, it's time for some spelling assignments. A list of difficult spellings is being given below, which is supposed to be memorized by you. You have to copy the following list of spellings in your Spelling notebook. This will be the same notebook which you had already used for writing the spellings given from the poem 'THE OWL AND THE PUSSY-CAT' in Worksheet No. 27. Number these spellings as 1-25.

*Hesitate	*Cliff	*Cascade.	*Leverage	*Dizzy
*Timid	*Secure	*Agile	*Dismay	*Ravine
*Stuck	*Bilberry	*Crooked	*Couple	*Concentrate
*Bare	*Trust	*Serenely	*Precariously	*Dislodging
*Edge	*Rattled	*Gripping	*Strewn	*Cushioned

Let's move on to our next activity.....

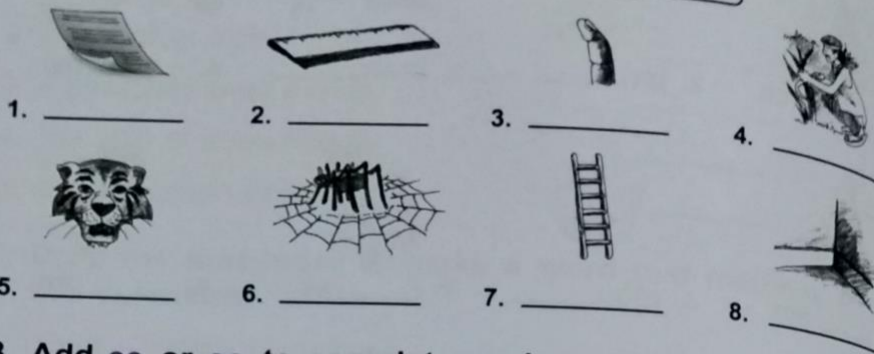
Did you complete solving and self-checking the previous pages of your spelling book? The following are your tasks for today.

Read the instructions given and *solve Page nos. 12, 13, 14, and 15 in your Spelling Success Book-5.*

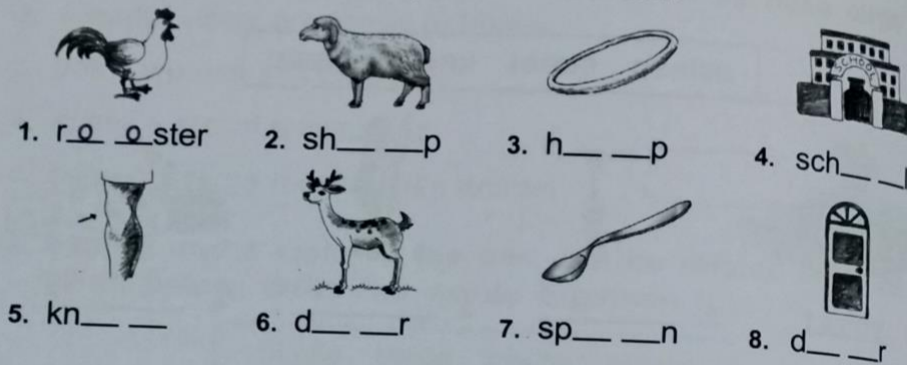
Remember to use your pencil whenever you write in the book.

A. Write each er word below its picture.

ladder tiger spider ruler
farmer finger paper corner

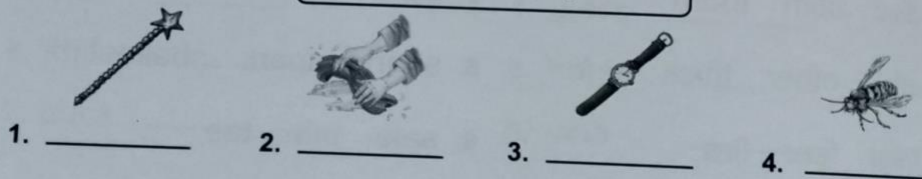


B. Add ee or oo to complete each word.



C. Some words have been squeezed together. Write each below its picture.

watchwandwaspwash



A. Use each i and e word to complete a sentence.

ripe invite hive write kites

1. Windy season is suitable for flying _____
2. Sarita decided to _____ Neha to her party.
3. The teacher asked us to _____ a story about snakes.
4. The apples are now _____ and ready to eat.
5. The farmer took the honey from the bee _____

B. Each of these words contain er. Use them to complete each sentence.

ladder driver tiger paper hotter

1. In summer it is _____ than in winter.
2. The fireman climbed up the _____
3. The _____ of the car was hurt in the accident.
4. A _____ is a big cat with black and yellow stripes.
5. We put wrapping _____ around the present.

C. Add dd, ss, pp or ll to make words that match the meanings.

- | | | | |
|------------------------|-----------|----------------------|-----------|
| 1. a pool of water | pu_d_d_le | 2. seat on a horse | sa__ _le |
| 3. a fruit | a__ _le | 4. to go after | fo__ _ow |
| 5. opposite of sad | ha__ _y | 6. footwear | sli__ _er |
| 7. a type of clothing | dre__ _ | 8. having many hills | hi__ _y |
| 9. a tiny, green plant | gra__ _ | 10. find the total | a__ _ |

A. All words in the box contain o and e. Use each to complete a sentence.

stove stole open chose joke

1. The thief _____ the precious diamonds.
2. Achin _____ the larger of the two cakes.
3. One door is shut but the other is _____
4. I put the pot of water on the _____ to heat it.
5. I played a funny _____ on my brother.

B. Use an ea word to fill in the blanks.

peach teacher year dream leak

1. The rusty pipe began to _____
2. Last night I had a _____ about snakes.
3. I ate a juicy _____ at lunch time.
4. There are twelve months in an _____
5. My _____ told me a story about elephants.

C. Write each ee word beside its name or meaning.

deer freeze weed cheese peep

1. a food made from milk _____ cheese
2. an unwanted plant _____
3. to take a quick look _____
4. an animal with antlers _____
5. to turn into ice _____

A. Circle two words that rhyme in each group.

1. wash thorn steel worn
2. load like mane hike
3. relay thick blew stew
4. gaze blaze chose hare
5. cart slow slim smart
6. drake stove drove gaze

B. Write a related word on the blank. Use these.

eager explorer thunder shiver
timber further flatter driver

1. lightning thunder
2. cold _____
3. keen _____
4. traveller _____
5. wood _____
6. farther _____
7. praise _____
8. car _____

C. Add wh, sh or th to complete each word.

1. to talk quietly w hisper
2. needing or wanting to drink _____irsty
3. to make smooth or shiny poli_____
4. found on a cat's face _____iskers
5. large ocean mammal _____ale
6. to end fini_____
7. something you blow to make a sound _____istle
8. the sun casts one _____adow
9. seat of a king or queen _____rone
10. power to give orders au_____ority

I hope you will be able to solve the above pages easily.... 😊 😊

Also remember to fill up the Contents page of your Handwriting and Spelling notebooks regularly before you start your work.

Have a safe and happy weekend. Bye...!